

WHAT TYPE OF WASTE DO YOU PRODUCE THE MOST?



Motivation

The motivation for this project is to learn students' habits while sorting out waste into 4 basic categories. This is done for the purpose of raising awareness of the impact of waste in the environment.

Goal

Determining the types of waste that are produced the most by the school's students by conducting a survey.

Hypothesis

Students produce different types of waste at different rates.

Methodology

Seventy-six students from 11 to 18 years of age took part in the survey. It was made up of two parts. The first part helped contextualize the research with two questions (Fig. 1 and Fig. 2). The second part consisted of 4 questions on the rate at which the different types of waste are produced (Fig. 3 - Fig.6).

Results

Fig.1. Do you think it's important to separate waste properly?

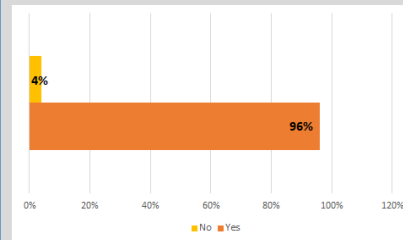


Fig.2. What do you think is the most polluting waste?

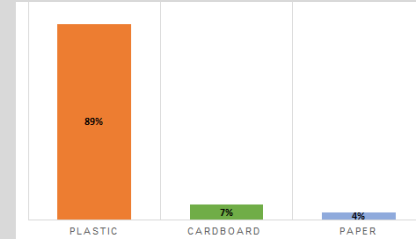


Fig.3. How often do you generate plastic waste?

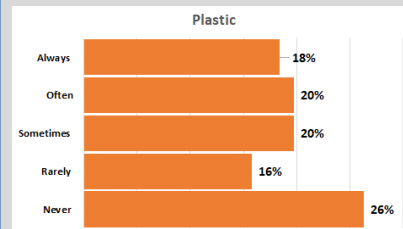


Fig.4. How often do you generate organic waste?

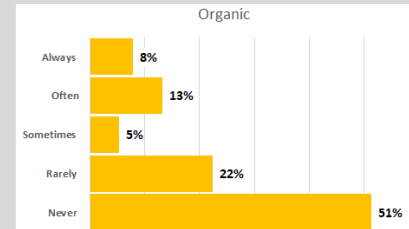


Fig.5. How often do you generate cardboard waste?

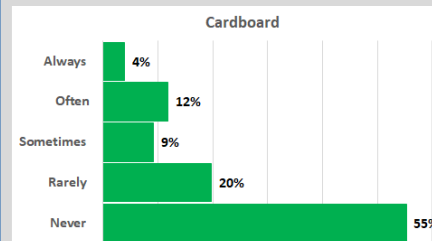


Fig.6. How often do you generate paper waste?

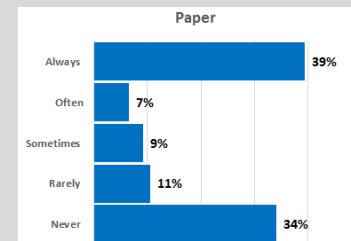
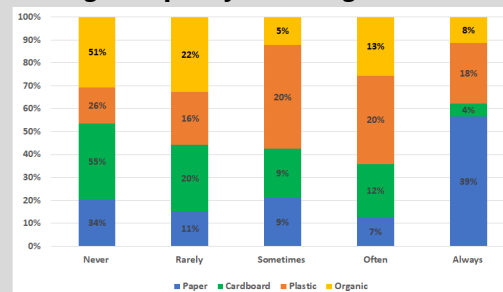


Fig.7. Frequency of waste generation.



Conclusions

After analyzing the data, it was concluded paper is type of waste that is produced more frequently, with 39% (Fig. 6); whereas cardboard is the waste produced less frequently, with 55% (Fig. 5).

Recommendations

- Create recycling contests focused on children and young people.
- Give awareness talks to help reduce and reuse waste such as plastic and cardboard.

